



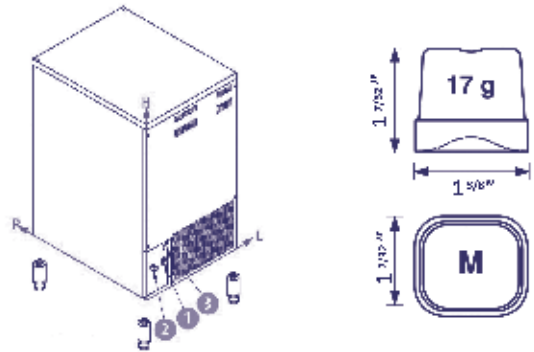
ICE MAKER MACHINES – CUBE

MADE IN ITALY



SL70

- Automatic ice cube makers - sprayer system
- Clear, crystalline and highly compact cube
- Machine ideal to meet demand of ice, especially during “rush hours” of the day
- Cubes automatically fall into the collection bin and are ready to be used
- Adjustable legs from 4-5/16” to 5-7/8”
- Plug Type NEMA 5-15P



Operating Requirements			
Minimum	50°F (10°C)	37°F (3°C)	14 psi (1 bar)
Maximum	109°F (43°C)	90°F (32°C)	84 psi (6 bar)

SPECIFICATIONS

	SL70	SL90	SL140	SL260
Production	81 lbs / 24 hrs 37 kg / 24 hrs	101 lbs / 24 hrs 46 kg / 24 hrs	150 lbs / 24 hrs 68 kg / 24 hrs	220 lbs / 24 hrs 100 kg / 24 hrs
Condensing	Air			
Refrigerant	R 404 A			
Water inlet	Ø 3/4"			
Drain	Ø 15/16 mm			
Power	370 W	450 W	500 W	850 W
Voltage	115V / 60Hz / 1p			
Bin Capacity Up To	35 lbs	55 lbs	88 lbs	132 lbs
Water Consumption	39-1/2 gal/ 100 lbs of ice	48 gal/ 100 lbs of ice	48 gal/ 100 lbs of ice	30 gal/ 100 lbs of ice
Cube Type	17 grs			
Net Weight	55 lbs	61 lbs	64 lbs	86 lbs
Product Dimensions	19-9/16 (L) x 23-9/32 (P) x 27" (H)	19-9/16 (L) x 23-9/32 (P) x 31-3/8" (H)	29 (L) x 23-3/4 (P) x 35" (H)	29 (L) x 23-3/4 (P) x 39-5/8" (H)
Shipping Dimensions	22 x 26 x 34"	22" x 26" x 38"	22" x 26" x 42"	31" x 25" x 47"
① Water Inlet	5-1/16 (L) x 5-3/16" (H)	5-1/16 (L) x 5-3/16" (H)	5-1/16 (L) x 5-3/16" (H)	5 (L) x 7" (H)
② Water Outlet	2-3/16 (L) x 6-1/16" (H)	2-3/16 (L) x 6-1/16" (H)	2-3/16 (L) x 6-1/16" (H)	2-3/8 (L) x 9-11/16" (H)
③ Electrical Connection	3-11/16 (L) x 7-15/16" (H)	3-11/16 (L) x 7-15/16" (H)	3-11/16 (L) x 7-15/16" (H)	5 (L) x 11" (H)



ICE MAKER MACHINES – FLAKE

MADE IN ITALY



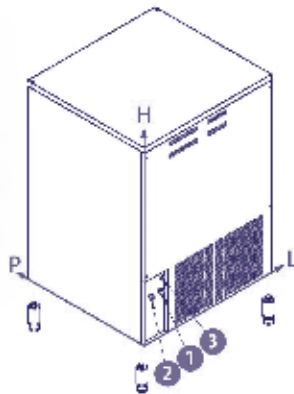
SLF355A

- Automatic Ice Maker
- Fully manufactured in 18/8 stainless steel
- Ideal for bars, restaurants, fish shops, chemical and pharmaceutical industries
- Adjustable legs from 4-5/16" to 5-7/8"
- Plug Type NEMA 5-15P



SPECIFICATIONS

Production	330 lbs / 24 hrs 150 kg / 24 hrs
Condensing	Air
Refrigerant	R 404 A
Water inlet	Ø ¾"
Drain	Ø 15/16 mm
Power	650 W
Voltage	115V / 60Hz / 1p
Bin Capacity	120 lbs
Water Consumption	12 gal/ 100 lbs of ice
Net Weight	98 lbs
Product Dimensions	29-3/16" (L) x 26-5/8" (P) x 40" (H)
Shipping Dimensions	32" x 30" x 46"
① Water Inlet	5-1/16 (L) x 5-3/16" (H)
② Water Outlet	2-3/16 (L) x 6-1/16" (H)
③ Electrical Connection	3-11/16 (L) x 7-15/16" (H)




Operating Requirements			
Minimum	50°F (10°C)	37°F (3°C)	14 psi (1 bar)
Maximum	109°F (43°C)	90°F (32°C)	84 psi (6 bar)



ICE MAKER MACHINES – PEARL

MADE IN ITALY



SLT270A



MGT560A

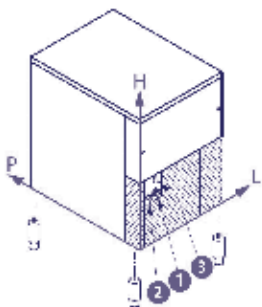


- Automatic Ice Maker
- Trapezoidal cubes shape
- Compactness is the most important characteristic of this kind of ice: it grants a long lasting preservation and satisfies any exigency in cocktails preparations.
- Ice type suggested for bars, pubs, discotheques but also in hospitals.
- Plug Type NEMA 5-15P
- Optional plates sold separately.
Available sizes: 3/16" and 5/16"

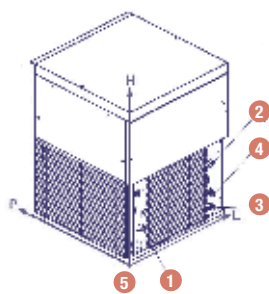
SPECIFICATIONS

	SLT270A	MGT560A
Type	Self-Contained	Modular
Production	309 lbs / 24 hrs 140 kg / 24 hrs	530 lbs / 24hrs 240 kg/24 hrs
Ice Size (aprox)	1/32 x 5/8 x 1/4"	1/2 x 45/64 x 1/2"
Condensing	Air	
Refrigerant	R 404 A	
Water inlet	Ø 3/4"	
Drain	Ø 15/16 mm	
Power	650 W	1050 W
Voltage	115V / 60Hz / 1p	
Bin Capacity	88 lbs	N/A
Water Consumption	12 gal/ 100 lbs of ice	
Net Weight	100 lbs	93 lbs
Product Dimensions	29 (L) x 27-5/32 (P) x 33-1/2" (H)	22 (L) x 22-3/8 (P) x 27-3/8" (H)
Shipping Dimensions	31 x 29 x 40"	26 x 26 x 36"
① ① Water Inlet	4 (L) x 7-5/32" (H)	3-3/8 (L) x 5-1/8" (H)
② Condenser Water Outlet	-	18-7/8 (L) x 10-1/4" (H)
② ③ Water Outlet	2 (L) x 6-7/8" (H)	18-7/8 (L) x 2-1/2" (H)
④ Condenser Water Outlet	-	18-7/8 (L) x 5-1/8" (H)
③ ⑤ Electrical Connection	3-5/8 (L) x 10" (H)	2-5/8 (L) x 11-7/16" (H)

SLT270A



MGT560A



Operating Requirements			
Minimum	50°F (10°C)	37°F (3°C)	14 psi (1 bar)
Maximum	109°F (43°C)	90°F (32°C)	84 psi (6 bar)

MADE IN ITALY

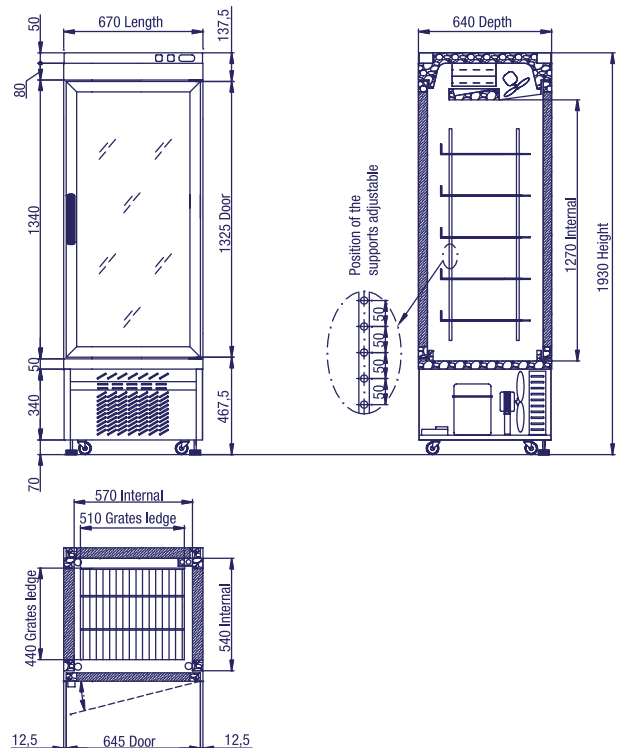


4400 NFN



SPECIFICATIONS

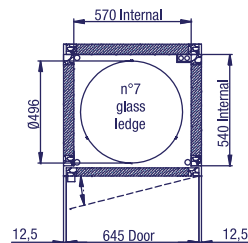
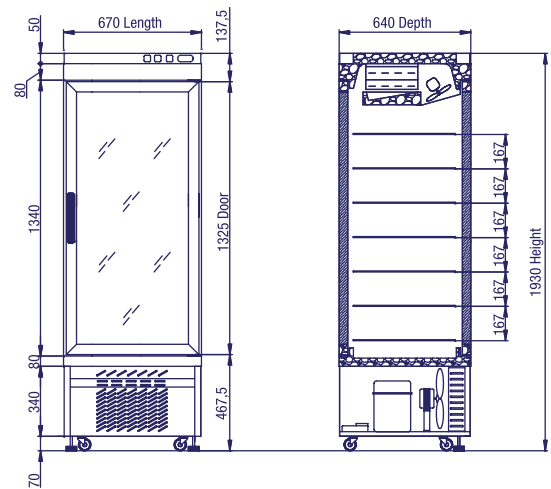
Capacity (Cu.Ft)	18
Type	360 degree visibility. All Glass Sides
Operating Temp	+ 41° F / -13° F
Dimensions (L x D x H)	26-3/8" x 25-1/4" x 76"
Compressor (HP)	1 - 1/4 HP
Refrigerant	R404A
Voltage/Frequency/Phase	110/60/1
Load Amps (A)	14 amps
Plug Type	NEMA 5-15P
Material	Anodized Aluminum. Silver
Swing Door	1
Shipping Weight (Lbs)	467
Shipping Dimensions (in)	30" x 30" x 84"
Includes	(5) Stainless Steel Shelves. (4) Casters + (2) Levelers. LED Lights



MADE IN ITALY



SPECIFICATIONS		
	4401NFN	4401NFP
Capacity (Cu.Ft)	18	
Type	Revolving 360 degree visibility. All Glass Sides. 1 Door	
Operating Temp	+ 41° F / -13° F	+23° F / + 59° F
Dimensions (L x D x H)	26-3/8" x 25-1/4" x 76"	
Compressor (HP)	1 - 1/4 HP	2/3 HP
Refrigerant	R404A	R134A
Voltage/Frequency/Phase	110/60/1	
Load Amps (A)	14 amps	10 amps
Plug Type	NEMA 5-15P	
Material	Anodized Aluminum. Silver	
Swing Door	1	
Shipping Weight (Lbs)	507	
Shipping Dimensions (in)	30" x 30" x 84"	
Includes	(6) 19.5" Glass Shelves + 1 Mirror Shelf. 4 Casters + 2 Levelers. LED Lights	





5010 NFN



SPECIFICATIONS	
Capacity (Cu.Ft)	24
Type	(48) Third Size Gelato/Steam Pans 4" Deep or (8) Full Size Sheet Pan
Operating Temp	+ 41° F / -13° F
Dimensions (L x D x H)	26-3/8" x 35" x 76"
Compressor (HP)	3/4 HP
Refrigerant	R404A
Voltage/Frequency/Phase	110/60/1
Load Amps	10 amps
Plug Type	NEMA 5-15P
Material	Stainless Steel
Swing Door	1
Shipping Weight (Lbs)	373
Shipping Dimensions (in)	31" x 39" x 84"
Includes	(7) Shelves, (4) Casters + (2) Levelers

